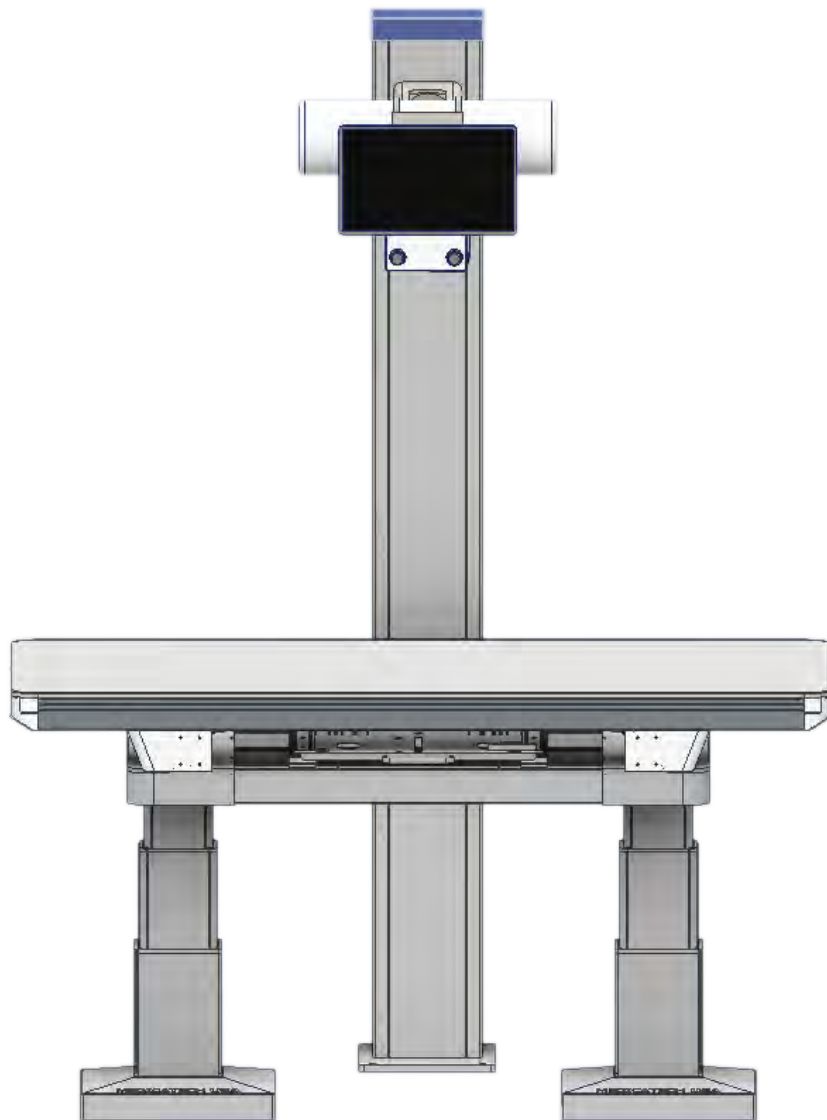




Medicatech VET[®]
A Medicatech Company

ClearRay[™] 2000

Integrated with MasterX[™] system



THE ONLY 4-WAY ELEVATING TABLE ON THE MARKET

Specifications

TABLE

Floating Table / Fixed Column
4-way floating table top with Floating range of +/- 11"
Table Top Dimensions 31"D x 60"L w/ Fixed 30" Height
Max Weight 500 lbs
Overall dimensions 60Lx31Wx29H
Column Height 84"
Wide foot pedal for the Electromagnetic brake system
Standard exposure Foot Switch

UPGRADES & OPTIONS

- **12 or 15 inch touch screen monitor** for image viewing and generator control (for fully integrated systems)
- **Elevating 4 way float top table**(500 LBS lift capacity) Horizontal Motion Floor Mount
- **Optional variable SID tube column and rotating tube head.**
- **SID ranges from 14"-44" measured from table top.**
- **Tube rotates +/- 90 degrees.**



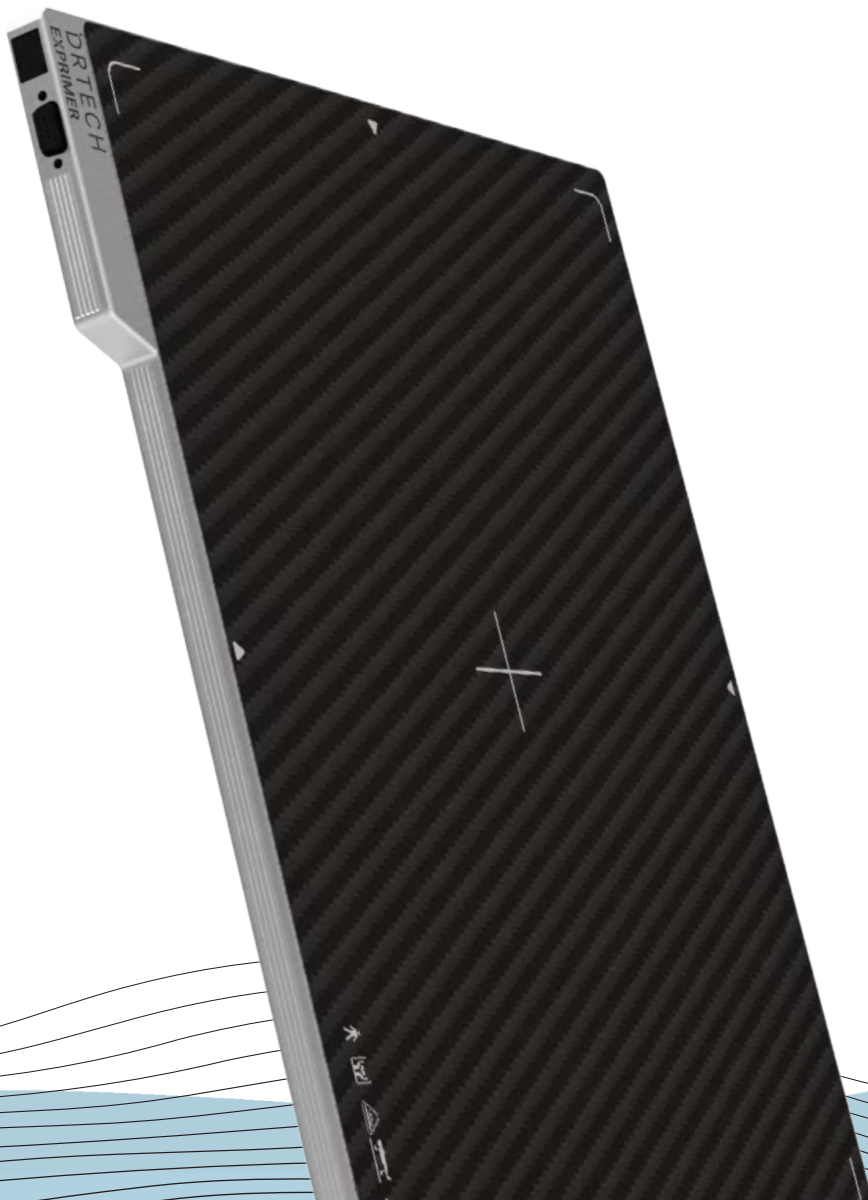
Medicatech VET[®]
A Medicatech Company

MasterX[™] | Tethered

CASSETTE SIZE PREMIUM MULTI-FRAME 17"X 17" DETECTOR

POWERED BY VOYANCE[®]

User-friendly & ergonomic design
Minimum dose, maximum
diagnostic accuracy
Extraordinary patient throughput & fast workflow



Single LAN Cable



**Dual Energy
Subtraction**



Fast Workflow



**FOCUS Scintillator
technology**

Maximum Diagnostic Accuracy

Fast


Image preview
within 1 second.

Optimized

For x-ray system
integration

Improved

Patient throughput

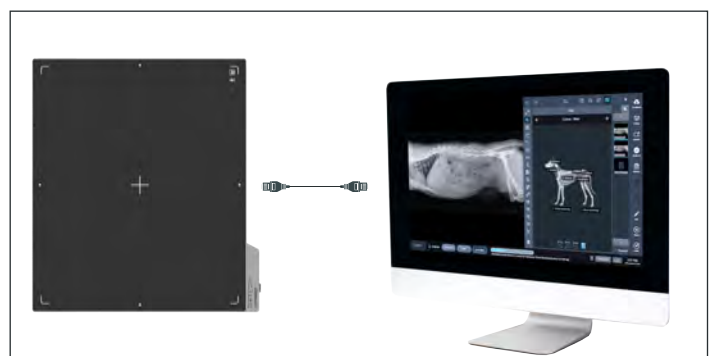


FOCUS Scintillator Technology

FOCUS (Fluorescent Optical CsI Upgraded Structure) has more focused optical signal compared to conventional CsI. As a result, ultra low noise is achieved by FOCUS technology.

Single LAN Cable

With a single Lan cable, installation and maintenance of detectors become more simplified. The elimination of interface box allows easier and faster installation.



Voyance®

By Mediatech USA®

An industry leading complete software suite that delivers a secure and cost-effective way to acquire, view and share DICOM Images. Voyance® is one of the easiest, most user friendly interfaces. Its modern design & attention to the user experience along with its features & functions make it a great tool to every user.

Instant installation and auto-configuration

Easy, user-friendly Modern user interface

Interface consistency across acquisition and viewing platforms

Optimum Workflow designed for efficiency

ClairVoyance® Image Processing Algorithm

Supports a wide range of detectors and generators

X-RAY Generator integration (CPI & DRGEM)

Auto Stitching and Auto Cropping

Side-by-side comparisons

Fully DICOM 3.0 Compatible:

MWL, MPPS, and all DICOM ops.

Reject Analysis





T. +1 949-679-2881
F. +1 949-679-2882



www.medicattechvet.com



Support@medicatechvet.com